

```

      ++          +          +x+=:+          s
      dF          @88>          z` ^%          :8
      '88bu.          %8P          . <k          .88
      '*88888bu          +          .@8Ned8"          :888000
      ^"*8888N          +@88u          .@^%8888"          -*8888888
      <888'888k          beWE "888L '888€` x88: ` )8b.          8888
      9888 'Y"          888€ 888€          888€ 8888N=*8888          8888
      9888          888€ 888€          888€ %8" R88          8888
      9888          888€ 888F          888€ @8Wou 9%          .8888Lu=
      ?8888u.+/          +888N.+888          888&          +888888P`          ^%888*
      "8888P'          `""888*""          R888"          ` ^"F          'Y"
      "p'          ""          ""          ""

```

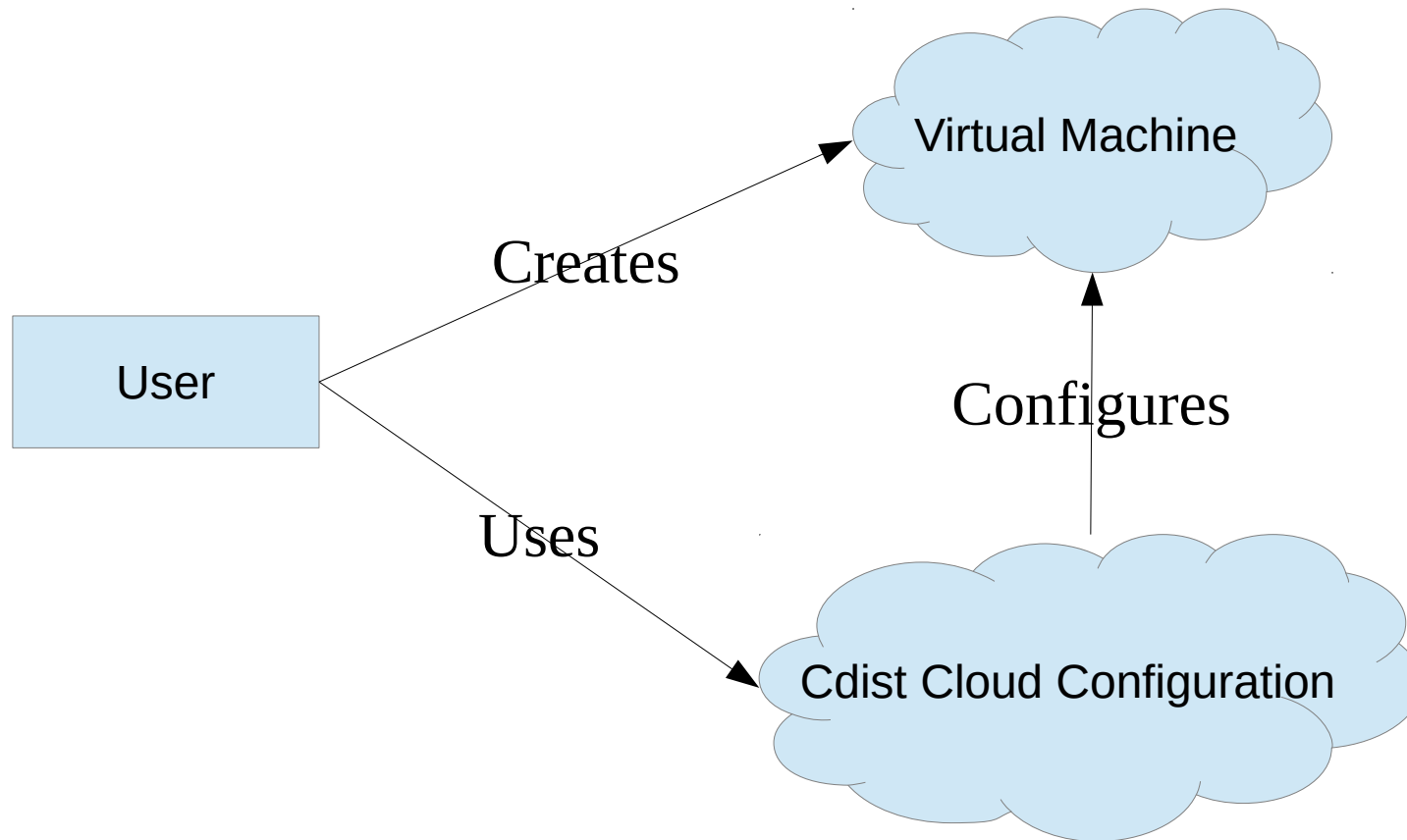
cdist cloud configuration

configuration as a service: Ruby on Rails

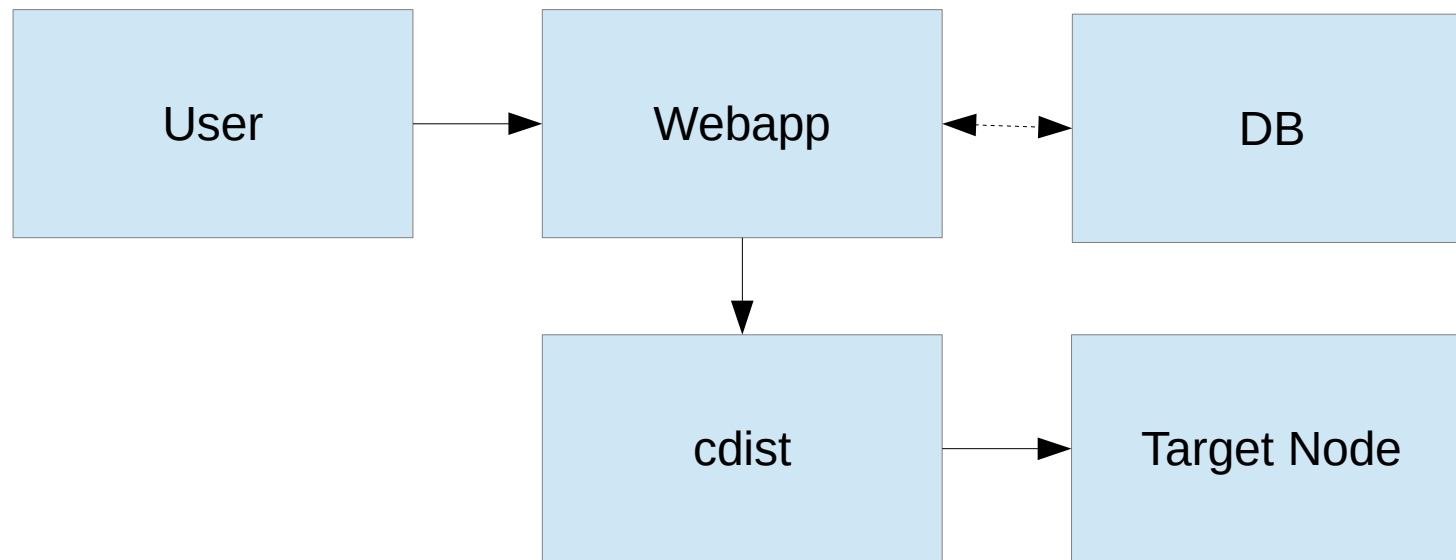
Ruby on Rails Configuration as a Service (CaaS)

A self service portal that **enables developers** to turn their (virtual) machine into a **Ruby on Rails** host.

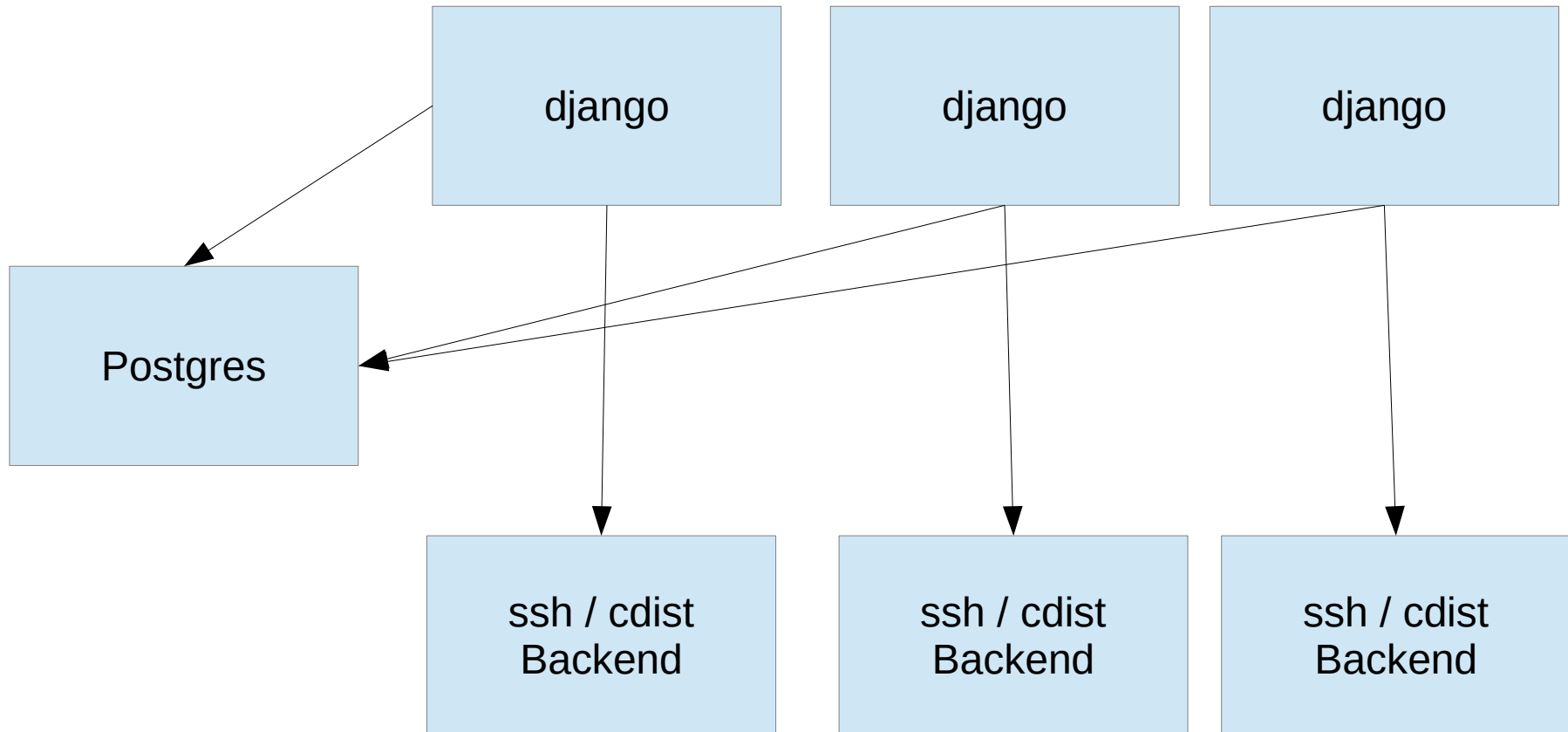
Enable ~~Users~~ Developers



The Basic Concept




Webapp Design

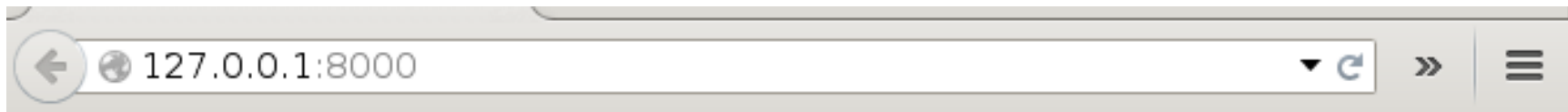


The tech stack

- Ruby on Rails
- Nginx
 - Tunings for RoR
 - Connection to Unicorn
- Unicorn
 - Tunings for standard use cases
 - Hot restart
- A documentation



rails-hosting.ch prototype



rails-hosting.ch

Welcome to rails-hosting.ch! We provide you with [Ruby on Rails Hosting](#) on your own infrastructure or a hosted service.

You can configure your Host with Ruby on Rails here in three steps:

1. [Login](#) in or [create an account](#)
2. Grant access to your host
3. Configure your host

rails-hosting.ch prototype (2)



rails-hosting.ch

Create an account

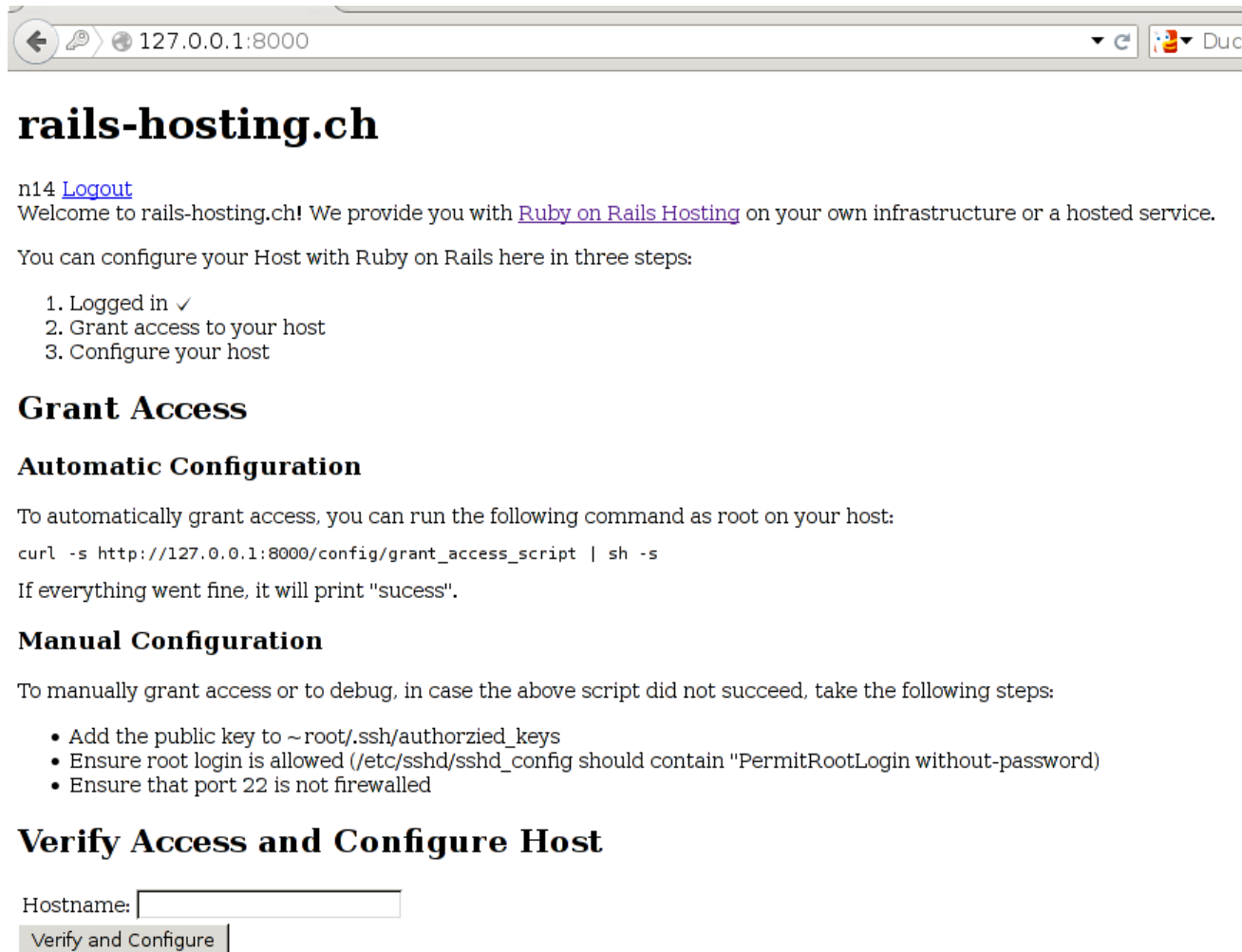
Username: Required. 30 characters or fewer. Letters, digits and @/./+/_ only.

Email:

Password:

Password confirmation: Enter the same password as above, for verification.

rails-hosting.ch prototype (3)



The screenshot shows a web browser window with the address bar containing "127.0.0.1:8000". The page title is "rails-hosting.ch". The content includes a "Logout" link, a welcome message, a list of three steps for configuration, and sections for "Grant Access", "Automatic Configuration", and "Manual Configuration". At the bottom, there is a "Verify Access and Configure Host" section with a form for entering a hostname and a "Verify and Configure" button.

rails-hosting.ch

n14 [Logout](#)
Welcome to rails-hosting.ch! We provide you with [Ruby on Rails Hosting](#) on your own infrastructure or a hosted service.

You can configure your Host with Ruby on Rails here in three steps:

1. Logged in ✓
2. Grant access to your host
3. Configure your host

Grant Access

Automatic Configuration

To automatically grant access, you can run the following command as root on your host:

```
curl -s http://127.0.0.1:8000/config/grant_access_script | sh -s
```

If everything went fine, it will print "sucess".

Manual Configuration

To manually grant access or to debug, in case the above script did not succeed, take the following steps:

- Add the public key to `~root/.ssh/authorzied_keys`
- Ensure root login is allowed (`/etc/ssh/sshd_config` should contain "PermitRootLogin without-password")
- Ensure that port 22 is not firewalled

Verify Access and Configure Host

Hostname:

The future

- UI/UX Design (2014)
- Beta Tester phase (Q1 2015)
 - Contact me, if you want to join
- Go Live/Prod (Q2 2015)
- Scale out variant (Q3 2015)
- More services (Q4 2015)
 - Python/Django
 - Java/Jetty

Contact

- FolloTak to us @ irc://irc.freenode.net/#cstar
- Follow us on Twitter: @NicoSchottelius @ungleich
- Tak to us @ irc://irc.freenode.net/#cstar
- Discuss @ cdist@l.schottelius.org
- Develop @ <http://github.com/telmich/cdist>
- Get in touch @ cdi.st@ungleich.ch
- See what we do @ <http://www.ungleich.ch>